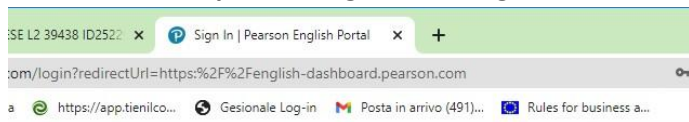



GUIDA ALLE RISORSE DIGITALI SPEAKOUT

COME ATTIVARE IL LIBRO DIGITALE

- Accedi al Portale [pearsonenglish.com/login](https://www.pearsonenglish.com/login) e crea il tuo account – clicca su Create an account:



English Help


Pearson

Sign In

Username

Password

SIGN IN

[Forgot your password or username?](#)

[New to Pearson? Create an account](#)

By signing in, you accept our [Terms of Use](#)

- Clicca su Adult account:



English Help


Pearson

Choose account type

<p>Adult account</p> <p></p> <p>For adult learners and teachers</p> <p>CREATE AN ADULT ACCOUNT</p>	<p>Child account</p> <p></p> <p>For parents or guardians registering on behalf of a child</p> <p>CREATE A CHILD ACCOUNT</p>
---	--

Already have an account? [Sign in](#)

- Inserisci le informazioni, crea username e password (scrivile in un posto sicuro!) e, prima di cliccare su **CREATE ACCOUNT**, spunta l’**i’m not a robot**:

Dashboard Pearson

Corso: INGLESE L2 39438 ID2522

Create an adult account | Pearson

feriti Nuova scheda https://app.tenico... Gestionale Log-in Posta in arrivo (491)... Rules for business a...

Pearson

Create an adult account

Personal information

First name _____

Last name _____

Native language _____

Country _____

Account information

Create username _____

Email address _____

Create password _____

Confirm password _____

Keep me updated with information about Pearson products and services, as well as occasional customer surveys. (Don't worry, we won't share your information with anyone else.)

Send me a monthly newsletter

I'm not a robot

CREATE ACCOUNT


Already have an account? [Sign in](#)

By creating an account you agree to Pearson's [Terms of Use](#) and [Privacy Policy](#).

- Una volta attivato l’account, occorre attivare il codice dello Student’s Book. Gratta l’Access Code univoco corrispondente al tuo libro di testo, che trovi grattando la banda argentata nella seconda di copertina.

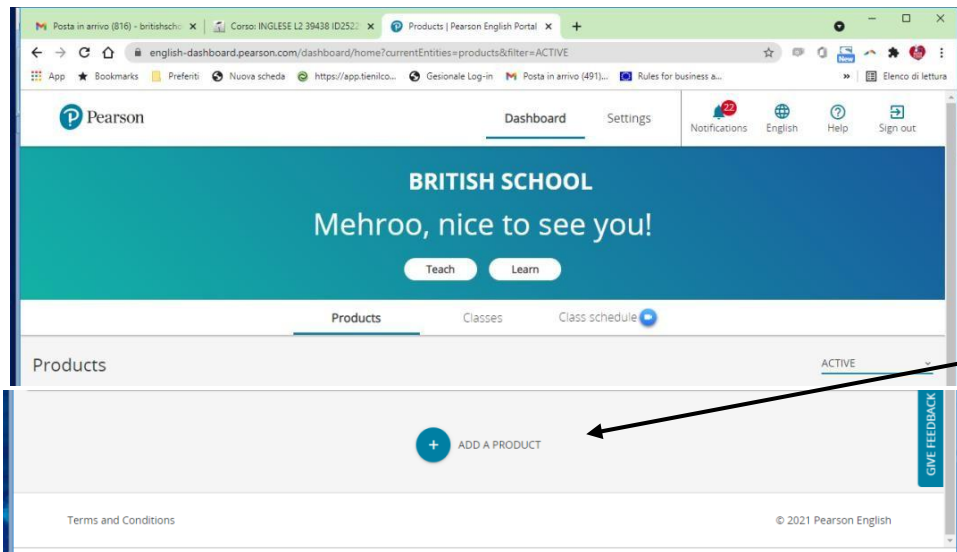
Ad es.

ACCESS CODE

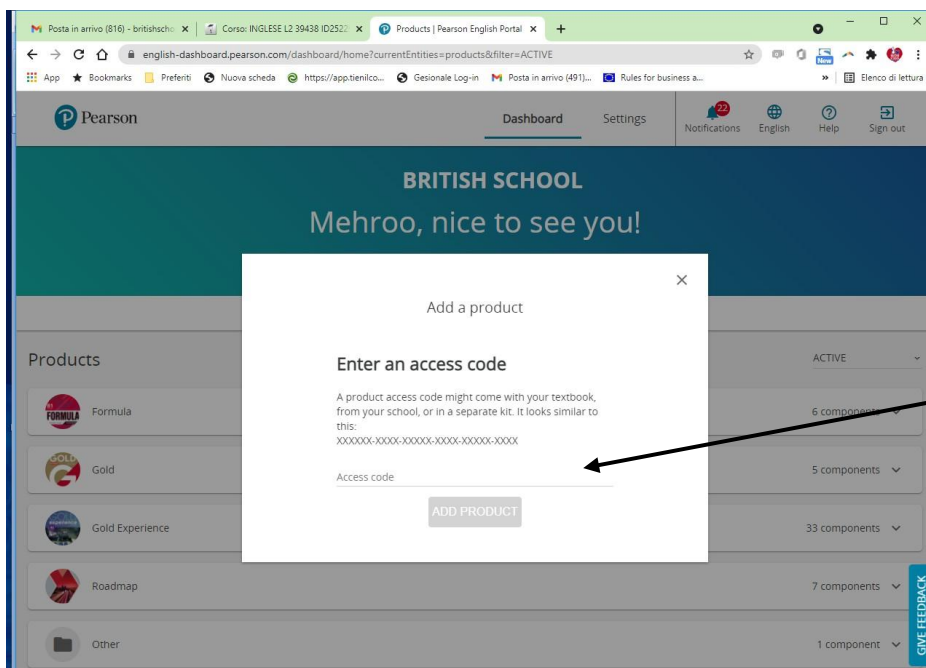


This code can only be used once and the user subscription is valid for 24 months from the date of registration.

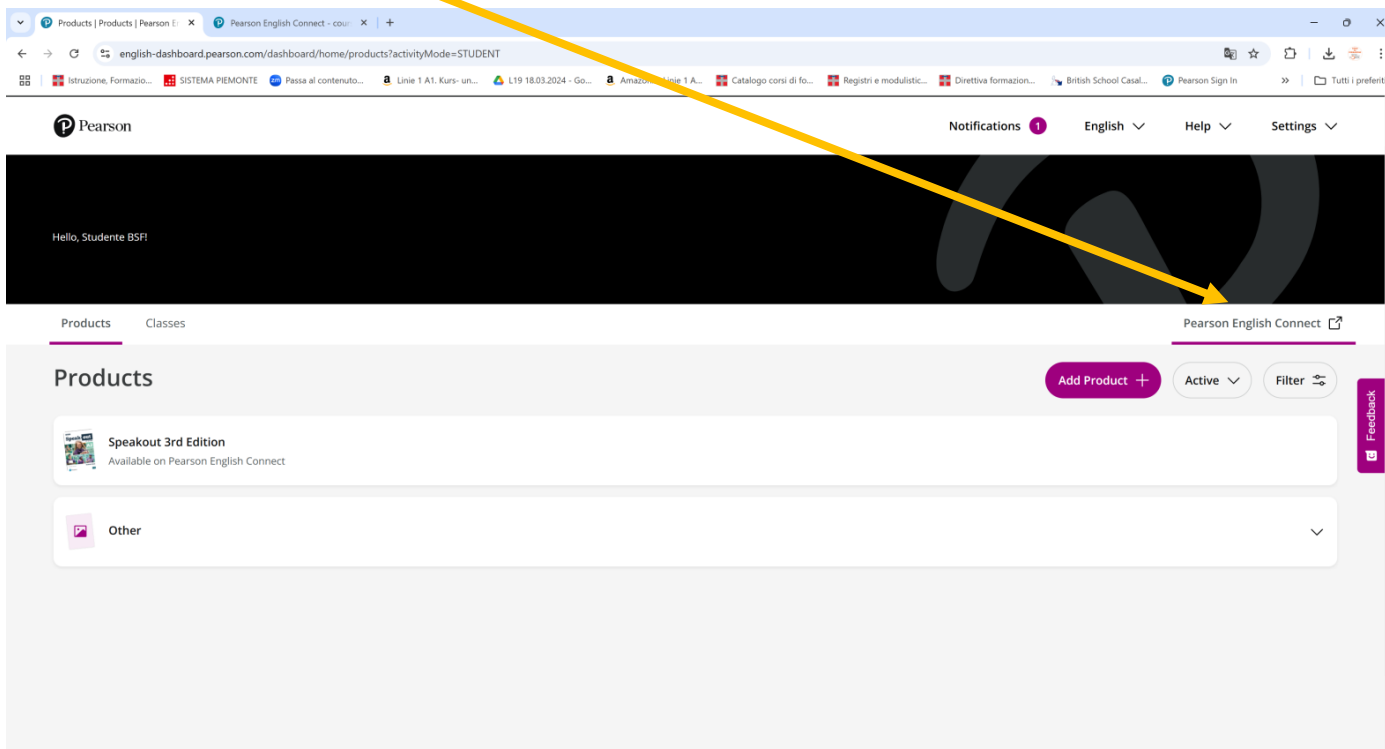
- Vai a Add a Product:



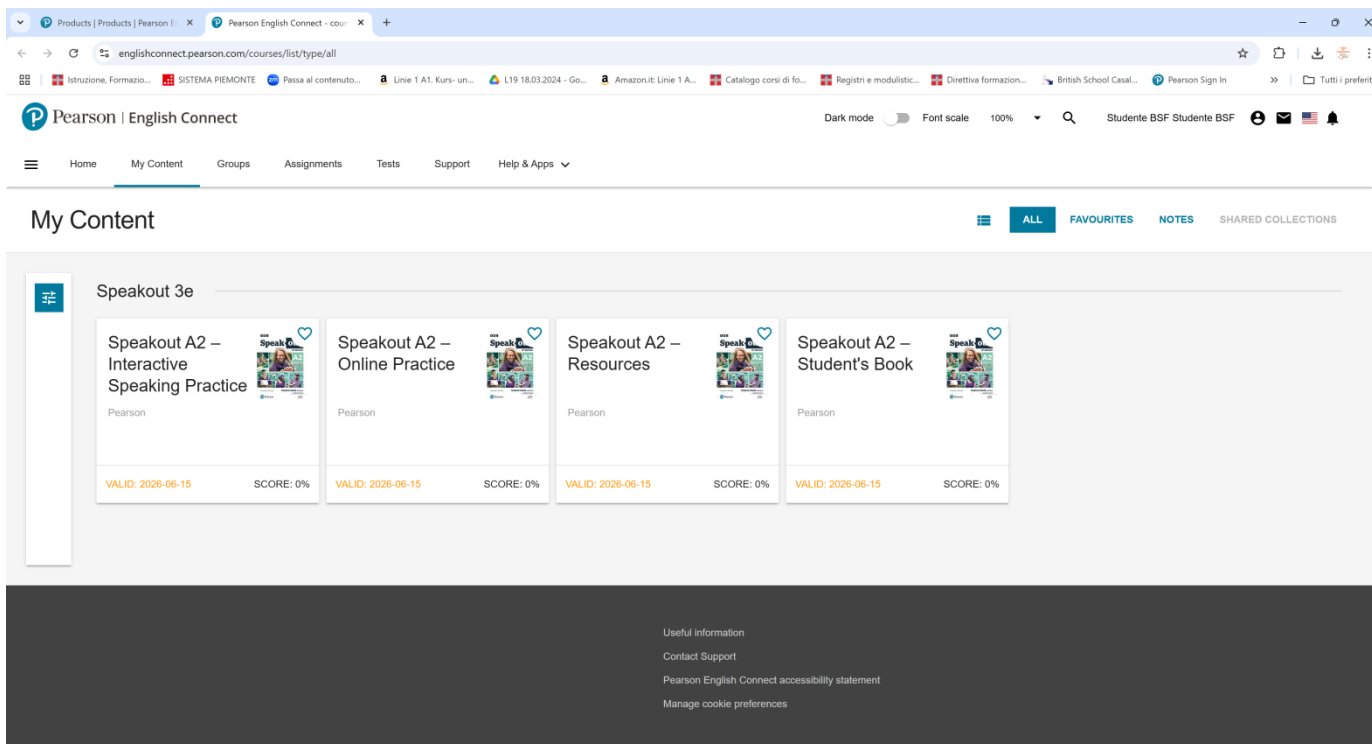
- Inserisci l'Access Code sul Portale:



- Sei arrivato alla pagina del tuo libro: CLICCA QUI su Pearson English Connect



Troverai le risorse a tua disposizione:



Attenzione:

Se devi svolgere un compito di Listening devi aprire l'unità e scegliere la traccia, di cui trovi il numero accanto al numero dell'esercizio sul tuo libro.


COME SCARICARE LA APP SUL TUO SMARTPHONE

Sulla seconda di copertina del tuo Student's Book trovi anche le indicazioni per accedere alla app dal tuo smart phone:

To access the app:

- Download Pearson Practice English:
 - For iOS: english.com/ppe-ios
 - For Android: english.com/ppe-android
- Follow the on-screen instructions to unlock your content, using the QR code below.

QR CODE - for the app



The user subscription is valid for 24 months from the date of registration.

Cerca la app su Play Store oppure inquadra il QR Code.