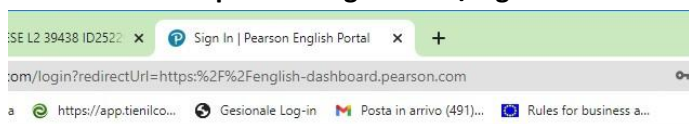


## GUIDA ALLE RISORSE DIGITALI SPEAKOUT

### COME ATTIVARE IL LIBRO DIGITALE

#### IL NUOVO STUDENTE PARTE DA QUI

- Accedi al Portale [pearsonenglish.com/login](https://www.pearsonenglish.com/login) e crea il tuo account – clicca su Create an account:



English Help



#### Sign In

Username  
mehroo2018

Password  
.....

SIGN IN

[Forgot your password or username?](#)

[New to Pearson? Create an account](#)

By signing in, you accept our [Terms of Use](#)

- Clicca su Adult account:



English Help

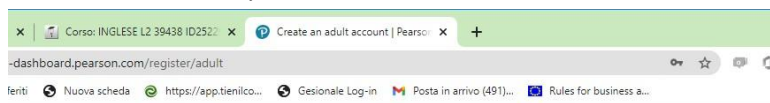



#### Choose account type

|   |  |
|---|--|
| <p><b>Adult account</b></p> <p></p> <p>For adult learners and teachers</p> <p><a href="#">CREATE AN ADULT ACCOUNT</a></p> | <p><b>Child account</b></p> <p></p> <p>For parents or guardians registering on behalf of a child</p> <p><a href="#">CREATE A CHILD ACCOUNT</a></p> |
|---|--|

Already have an account? [Sign in](#)

- Inserisci le informazioni, crea username e password (scrivile in un posto sicuro!) e, prima di cliccare su **CREATE ACCOUNT**, spunta l’**i’m not a robot**:



  
**Pearson**

**Create an adult account**

**Personal information**


First name

Last name



Native language



Country

**Account information**

 Create username


Email address

 Create password  

 Confirm password  

Keep me updated with information about Pearson products and services, as well as occasional customer surveys. (Don't worry, we won't share your information with anyone else.)

Send me a monthly newsletter

I'm not a robot   
reCAPTCHA  
Privacy - Terms

**CREATE ACCOUNT**

Already have an account? [Sign in](#)


By creating an account you agree to Pearson's [Terms of Use](#) and [Privacy Policy](#).

## IL VECCHIO STUDENTE PARTE DA QUI

- Una volta attivato l’account, occorre attivare il codice dello Student’s Book. Gratta l’Access Code univoco corrispondente al tuo libro di testo, che trovi grattando la banda argentata nella seconda di copertina.

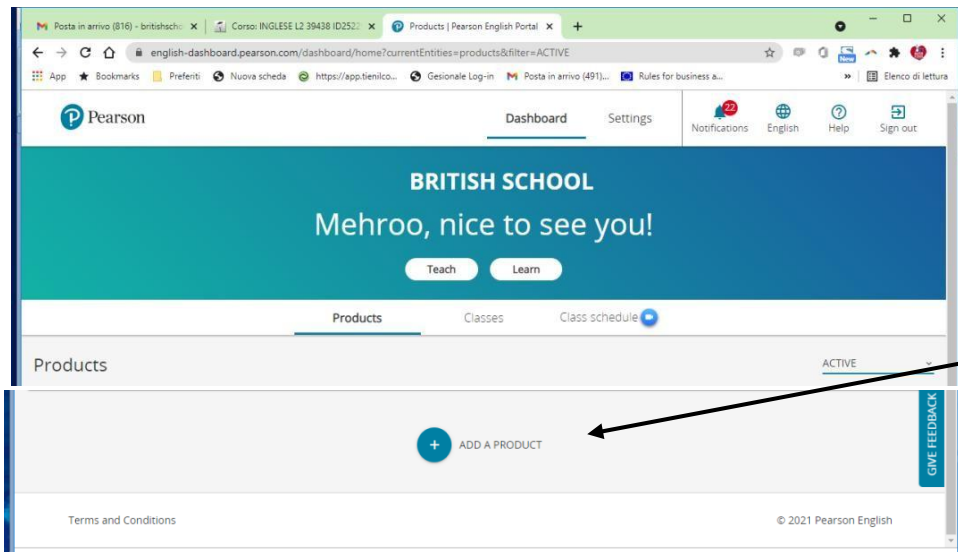
### Ad es.

## ACCESS CODE

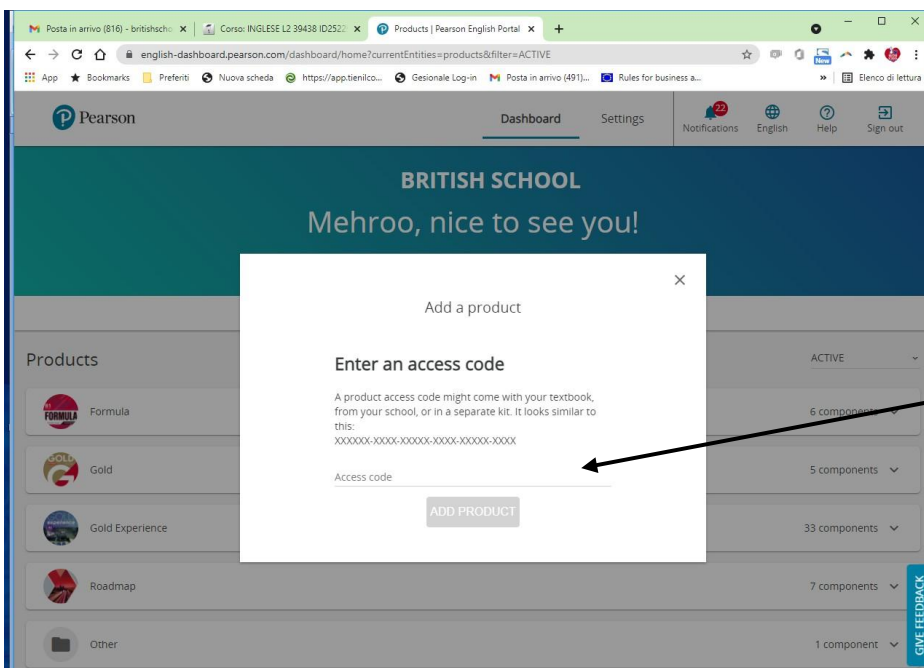


This code can only be used once and the user subscription is valid for 24 months from the date of registration.

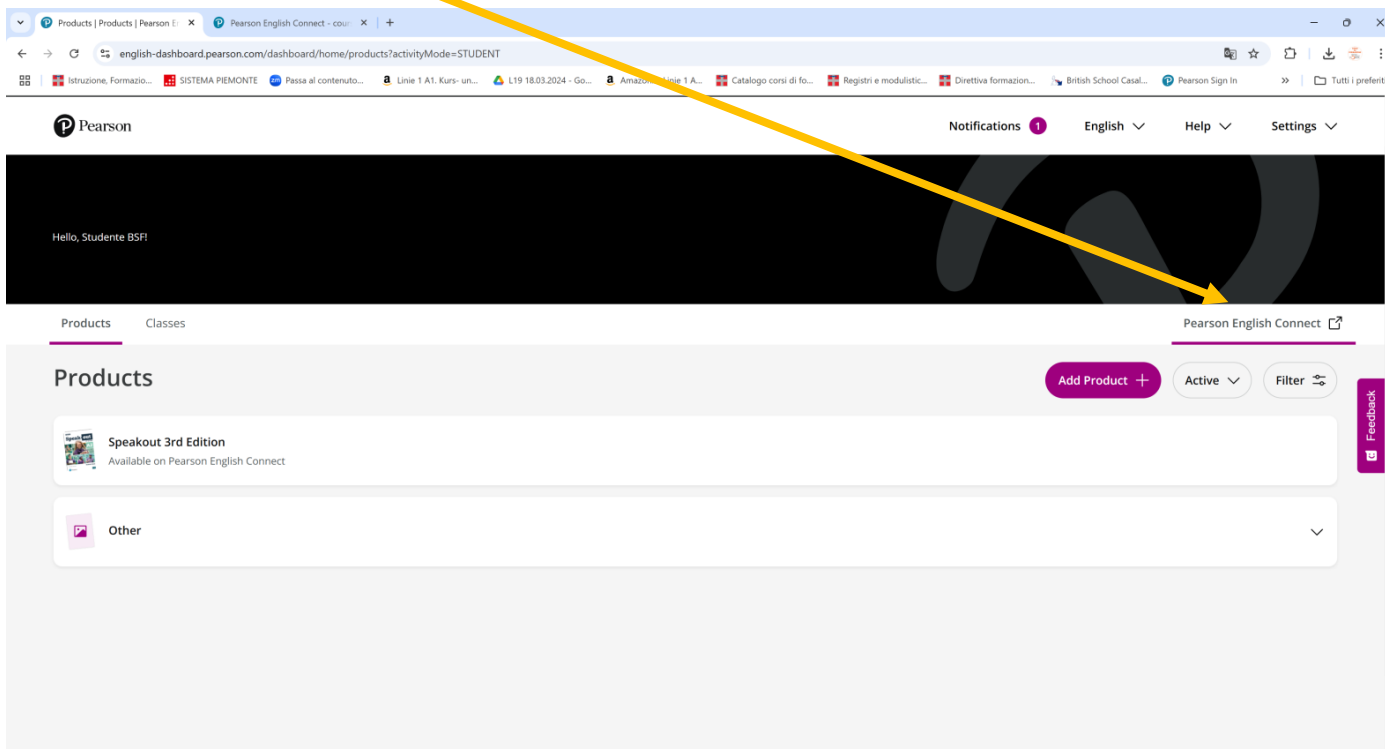
- Vai a Add a Product:



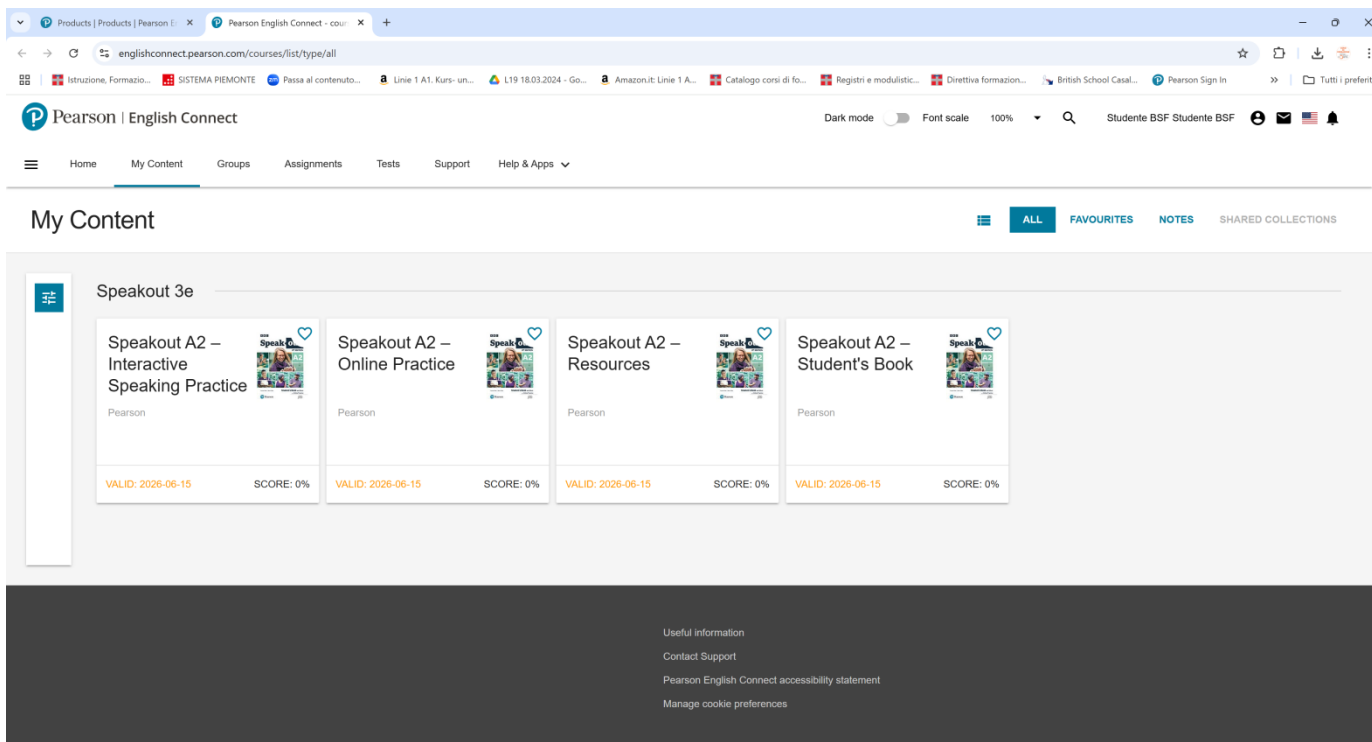
- Inserisci l'Access Code sul Portale:



- Sei arrivato alla pagina del tuo libro: CLICCA QUI su Pearson English Connect



Troverai le risorse a tua disposizione:



Attenzione:

Se devi svolgere un compito di Listening devi aprire l'unità e scegliere la traccia, di cui trovi il numero accanto al numero dell'esercizio sul tuo libro.